

Scaled data based on original data using
LM-79-08 Approved Method: Electrical and Photometric Measurements of Solid-
State Lighting Products

Test Report Prepared for
Cooper Lighting Solutions
(formerly Eaton)

Brand: McGRAW-EDISON

Report Number: P227197

Luminaire Tested: **ISW-AF-1200-LED-E1-SLL-7060**

Issue Date: 3/3/2020

Test Information

Test Method: LM-79-08
Report Number: P227197
TEST IS SCALED FROM IESNA LM-79-08 TEST DATA (P35948)
Test Lab: INNOVATION CENTER-P3
Issue Date: 3/3/2020
Manufacturer: COOPER LIGHTING SOLUTIONS (FORMERLY EATON)
Product Line: MCGRAW-EDISON
Catalog Number: ISW-AF-1200-LED-E1-SLL-7060
Description: IMPACT ELITE LED WEDGE LUMINAIRE
LIGHT SQUARE WITH ACCULED OPTICS-90° SPILL LIGHT ELIMINATOR LEFT
Light Source: (16) 5700K CCT, 70 CRI LEDs
Ballast/Driver: ELECTRONIC DRIVER

Summary

Lumens per Lamp: N/A
Luminaire Lumens: 5942 lumens
Efficiency: N/A
Efficacy: 90.0 lumens/watt
Luminous Opening: Rectangular (W 0.5' x L: 0.5' x H: 0')
IES Classification: Type IV - Short - Non-Cutoff
BUG Rating: B1 - U1 - G2

Input Watts (W): 66
Input Voltage (V): 120
Input Current (Ain): NR
Voltage Rise (V): NR
Power Factor: NR
Total Harmonic Distortion (THDi): NR
Frequency (hertz): 60
Stabilization Time: NR
Operation Time: NR
Ambient Temperature (°C): NR
Test Distance: 25 FT

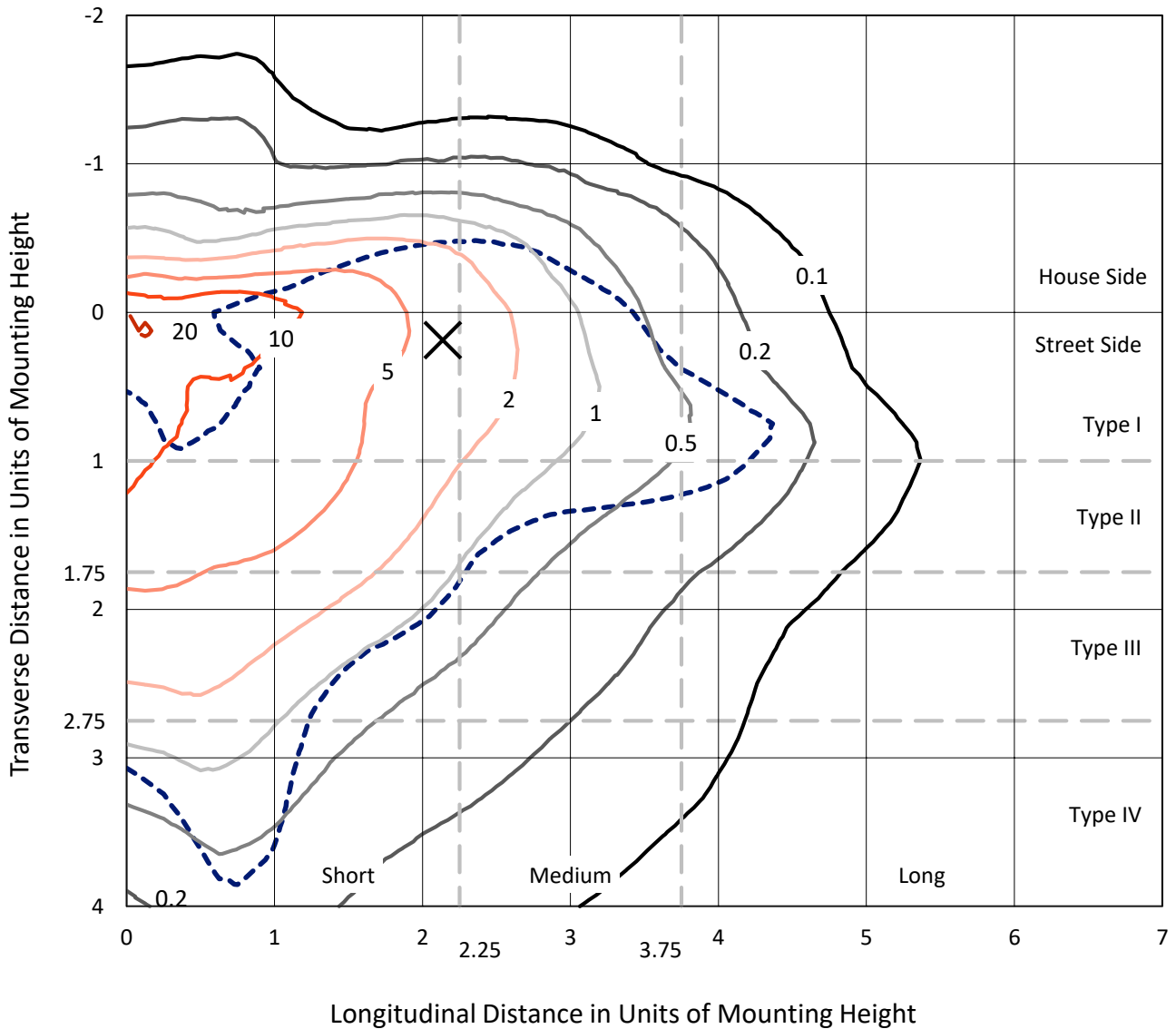


REPORT NUMBER: P227197

CATALOG NUMBER: ISW-AF-1200-LED-E1-SLL-7060

Iso-Footcandle Lines of Horizontal Illumination

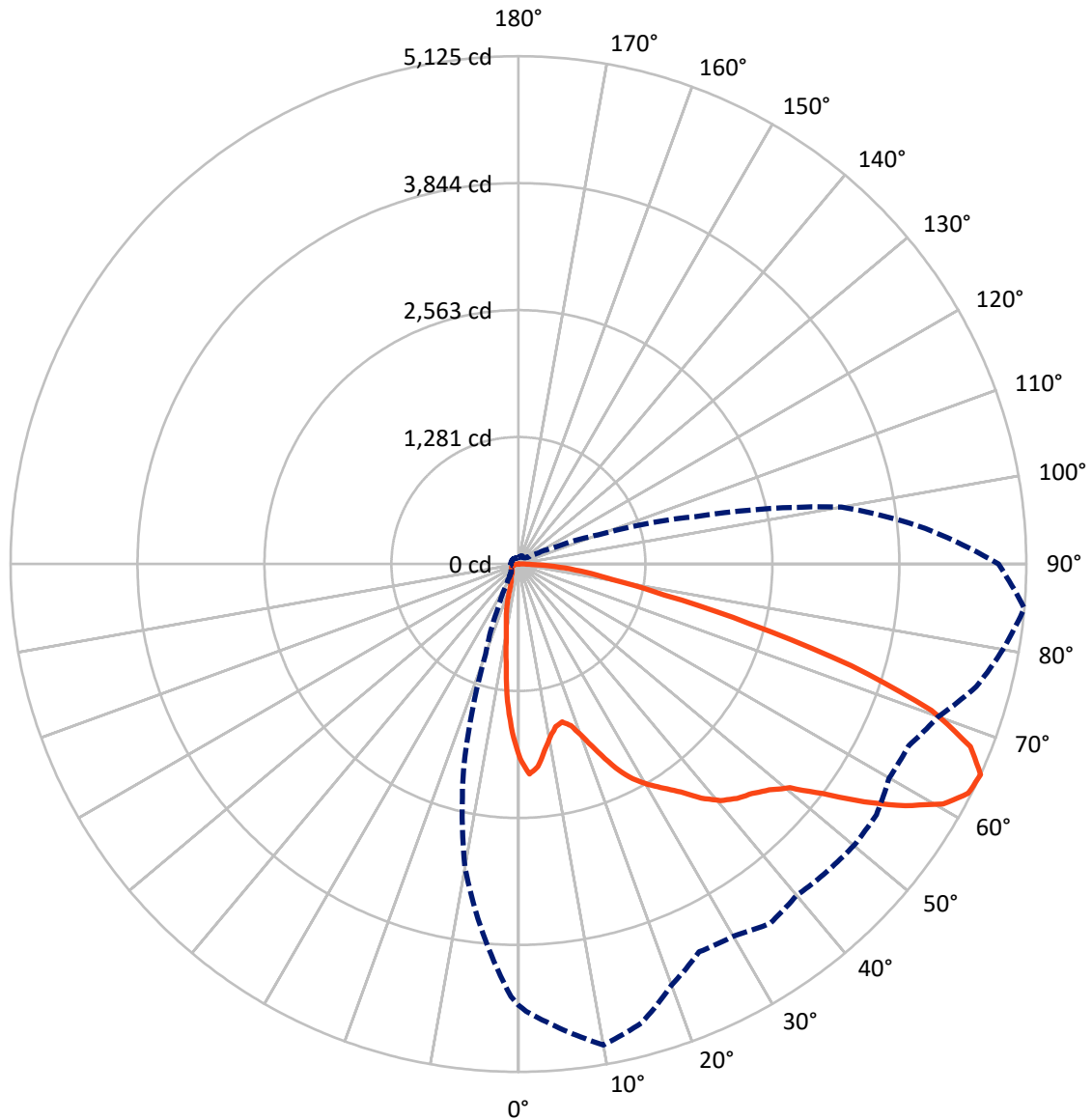
× Max cd
 - - - 1/2 Max cd



Based on 10 foot mounting height. Maximum calculated value = 21.5 fc
 Type IV - Short - Non-Cutoff

REPORT NUMBER: P227197
CATALOG NUMBER: ISW-AF-1200-LED-E1-SLL-7060

Luminous Intensity Polar Plot



— Vertical Plane Through 85-Deg Lateral - - - Horizontal Cone Through 65-Deg Vertical

REPORT NUMBER: P227197

CATALOG NUMBER: ISW-AF-1200-LED-E1-SLL-7060

FLUX DISTRIBUTION:

		Downward	Upward	Total
House Side	Lumens	1019.2	0.0	1019.3
	% Fixture	17.2	0.0	17.2
Street Side	Lumens	4922.5	0.2	4922.7
	% Fixture	82.8	0.0	82.8
Total	Lumens	5941.7	0.3	5942.0
	% Fixture	100.0	0.0	100.0

Coefficient of Utilization

ZONAL LUMENS:

Zone	Lumens	% Fixture
0°-10°	145.4	2.4
10°-20°	279.8	4.7
20°-30°	399.0	6.7
30°-40°	578.9	9.7
40°-50°	828.1	13.9
50°-60°	1271.4	21.4
60°-70°	1471.6	24.8
70°-80°	750.8	12.6
80°-90°	216.7	3.6
90°-100°	0.3	0.0
100°-110°	0.0	0.0
110°-120°	0.0	0.0
120°-130°	0.0	0.0
130°-140°	0.0	0.0
140°-150°	0.0	0.0
150°-160°	0.0	0.0
160°-170°	0.0	0.0
170°-180°	0.0	0.0
0°-90°	5941.7	100.0
0°-180°	5942.0	100.0



REPORT NUMBER: P227197

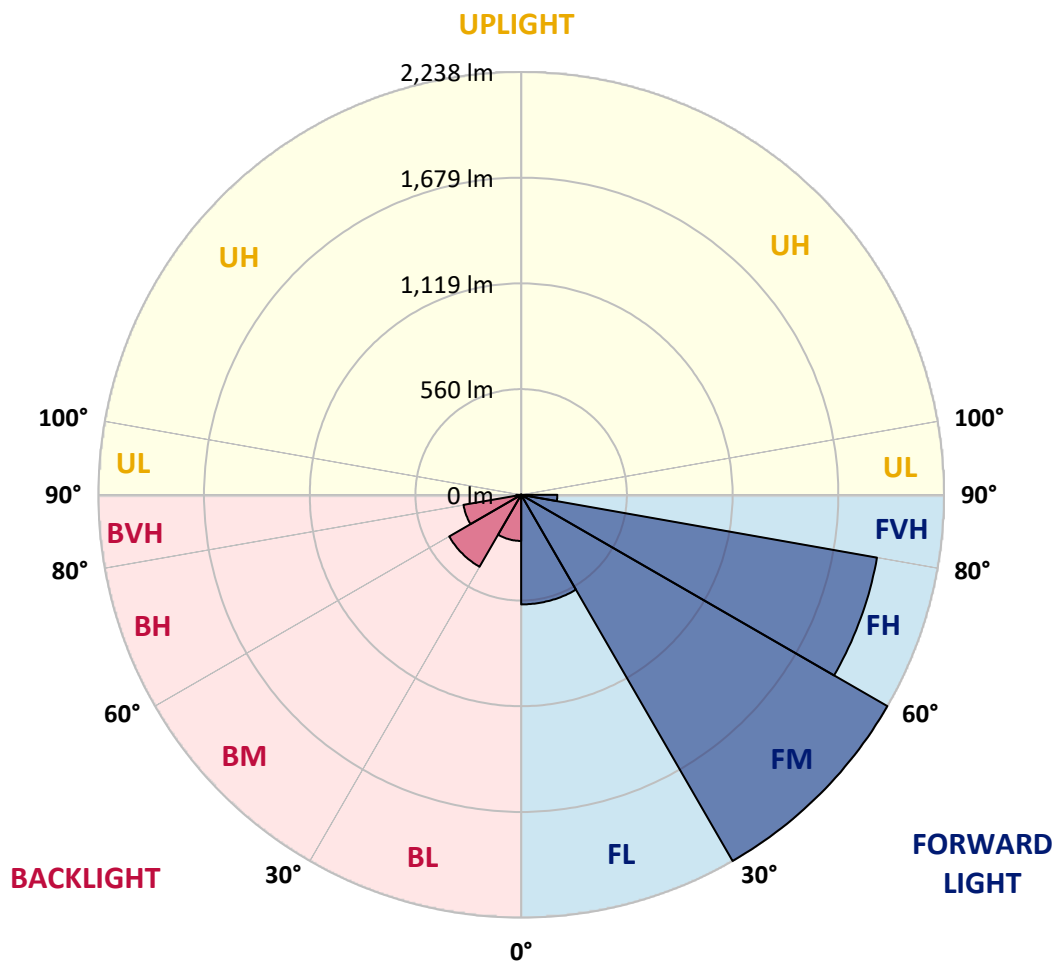
CATALOG NUMBER: ISW-AF-1200-LED-E1-SLL-7060

LUMINAIRE CLASSIFICATION SYSTEM LUMEN TABLE AND BUG RATING:

Zone		Lumens	% Fixture	Zone Rating/Lumen Limit		
				B	U	G
FL	(0°-30°)	580.3	9.8			
FM	(30°-60°)	2238.3	37.7			
FH	(60°-80°)	1912.4	32.2			G2/5000
FVH	(80°-90°)	191.5	3.2			G2/225
BL	(0°-30°)	244.0	4.1	B1/500		
BM	(30°-60°)	440.1	7.4	B1/1000		
BH	(60°-80°)	310.0	5.2	B1/500		G1/500
BVH	(80°-90°)	25.2	0.4			G1/100
UL	(90°-100°)	0.3	0.0		U1/10	
UH	(100°-180°)	0.0	0.0		U1/10	

BUG Rating: B1-U1-G2

Type IV Short





REPORT NUMBER: P227197

CATALOG NUMBER: ISW-AF-1200-LED-E1-SLL-7060

CANDELA DISTRIBUTION (FULL):

	0°	1°	5°	10°	15°	20°	25°	30°	35°	40°	45°
0°	1963	1963	1963	1963	1963	1963	1963	1963	1963	1963	1963
2.5°	2032	2034	2062	2089	2123	2118	2146	2167	2186	2189	2203
5°	1908	1928	1991	2045	2113	2166	2223	2268	2301	2332	2336
7.5°	1734	1749	1822	1907	2005	2075	2161	2236	2289	2339	2350
10°	1585	1599	1680	1790	1876	1967	2056	2117	2186	2229	2250
12.5°	1513	1530	1607	1707	1795	1883	1950	2003	2042	2050	2056
15°	1541	1550	1635	1724	1794	1838	1856	1888	1885	1901	1904
17.5°	1654	1650	1740	1802	1836	1831	1803	1786	1756	1747	1773
20°	1848	1862	1920	1958	1923	1842	1765	1712	1670	1656	1653
22.5°	2075	2093	2156	2136	2047	1899	1759	1674	1622	1607	1601
25°	2313	2325	2357	2289	2164	1972	1801	1682	1613	1591	1588
27.5°	2505	2517	2502	2424	2243	2054	1859	1718	1628	1606	1596
30°	2662	2668	2618	2521	2341	2145	1935	1781	1676	1626	1619
32.5°	2838	2834	2737	2603	2424	2227	2022	1852	1722	1661	1650
35°	3031	2996	2825	2684	2481	2290	2101	1927	1796	1715	1701
37.5°	3203	3167	2938	2748	2538	2339	2163	2024	1909	1835	1829
40°	3337	3293	3024	2791	2566	2375	2236	2146	2070	2010	2010
42.5°	3445	3397	3108	2841	2591	2430	2358	2327	2311	2278	2290
45°	3549	3500	3177	2873	2647	2537	2547	2574	2622	2603	2620
47.5°	3648	3600	3255	2924	2755	2729	2781	2889	2983	3057	3109
50°	3814	3757	3395	3074	2925	2938	3088	3300	3453	3521	3517
52.5°	4129	4048	3696	3354	3168	3240	3417	3684	3884	3937	3958
55°	4514	4450	4131	3725	3590	3615	3835	4137	4291	4346	4364
57.5°	4740	4723	4523	4122	3991	3981	4268	4515	4648	4700	4684
59°	4793	4798	4684	4403	4223	4201	4493	4722	4833	4849	4841
60°	4788	4816	4802	4557	4370	4342	4588	4806	4899	4924	4896
62.5°	4685	4733	4866	4840	4703	4560	4676	4834	4894	4870	4849
65°	4451	4514	4699	4929	4797	4521	4318	4336	4427	4367	4396
67.5°	4047	4119	4217	4739	4547	4084	3735	3564	3521	3579	3671
70°	3292	3339	3587	4325	3993	3357	2919	2691	2615	2749	2843
72.5°	2322	2392	2719	3579	3285	2689	2209	1999	1923	1929	2011
75°	1413	1508	1900	2830	2589	2060	1683	1532	1509	1496	1482
77.5°	932	968	1249	1953	1746	1465	1263	1325	1394	1409	1427
80°	632	643	810	1370	1150	1082	1021	1167	1298	1322	1309
82.5°	389	422	565	924	917	885	807	921	1008	1023	1050
85°	135	141	347	816	932	942	665	525	590	579	416
87.5°	58	65	108	546	631	522	304	270	208	117	113
90°	4	4	3	5	15	10	9	3	0	0	0
92.5°	0	0	0	0	0	0	0	0	0	0	0
95°	0	0	0	0	0	0	0	0	0	0	0
97.5°	0	0	0	0	0	0	0	0	0	0	0
100°	0	0	0	0	0	0	0	0	0	0	0
102.5°	0	0	0	0	0	0	0	0	0	0	0
105°	0	0	0	0	0	0	0	0	0	0	0
107.5°	0	0	0	0	0	0	0	0	0	0	0



REPORT NUMBER: P227197

CATALOG NUMBER: ISW-AF-1200-LED-E1-SLL-7060

CANDELA DISTRIBUTION (continued):

	0°	1°	5°	10°	15°	20°	25°	30°	35°	40°	45°
110°	0	0	0	0	0	0	0	0	0	0	0
112.5°	0	0	0	0	0	0	0	0	0	0	0
115°	0	0	0	0	0	0	0	0	0	0	0
117.5°	0	0	0	0	0	0	0	0	0	0	0
120°	0	0	0	0	0	0	0	0	0	0	0
122.5°	0	0	0	0	0	0	0	0	0	0	0
125°	0	0	0	0	0	0	0	0	0	0	0
127.5°	0	0	0	0	0	0	0	0	0	0	0
130°	0	0	0	0	0	0	0	0	0	0	0
132.5°	0	0	0	0	0	0	0	0	0	0	0
135°	0	0	0	0	0	0	0	0	0	0	0
137.5°	0	0	0	0	0	0	0	0	0	0	0
140°	0	0	0	0	0	0	0	0	0	0	0
142.5°	0	0	0	0	0	0	0	0	0	0	0
145°	0	0	0	0	0	0	0	0	0	0	0
147.5°	0	0	0	0	0	0	0	0	0	0	0
150°	0	0	0	0	0	0	0	0	0	0	0
152.5°	0	0	0	0	0	0	0	0	0	0	0
155°	0	0	0	0	0	0	0	0	0	0	0
157.5°	0	0	0	0	0	0	0	0	0	0	0
160°	0	0	0	0	0	0	0	0	0	0	0
162.5°	0	0	0	0	0	0	0	0	0	0	0
165°	0	0	0	0	0	0	0	0	0	0	0
167.5°	0	0	0	0	0	0	0	0	0	0	0
170°	0	0	0	0	0	0	0	0	0	0	0
172.5°	0	0	0	0	0	0	0	0	0	0	0
175°	0	0	0	0	0	0	0	0	0	0	0
177.5°	0	0	0	0	0	0	0	0	0	0	0
180°	0	0	0	0	0	0	0	0	0	0	0



REPORT NUMBER: P227197

CATALOG NUMBER: ISW-AF-1200-LED-E1-SLL-7060

CANDELA DISTRIBUTION (continued):

	50°	55°	60°	65°	70°	75°	80°	85°	90°	95°	100°
0°	1963	1963	1963	1963	1963	1963	1963	1963	1963	1963	1963
2.5°	2200	2187	2195	2184	2166	2154	2140	2122	2101	2073	2045
5°	2327	2317	2292	2256	2206	2164	2114	2055	2006	1943	1884
7.5°	2338	2322	2276	2209	2132	2054	1995	1899	1837	1737	1670
10°	2238	2239	2193	2130	2050	1958	1873	1768	1677	1575	1463
12.5°	2091	2105	2107	2051	1973	1876	1781	1681	1568	1459	1356
15°	1924	1964	1967	1953	1912	1830	1743	1653	1538	1419	1303
17.5°	1775	1813	1848	1880	1882	1843	1790	1713	1598	1458	1322
20°	1662	1703	1763	1822	1887	1907	1911	1862	1739	1568	1384
22.5°	1615	1663	1724	1835	1950	2021	2061	2061	1932	1732	1486
25°	1605	1644	1737	1875	2029	2153	2229	2280	2187	1943	1612
27.5°	1612	1665	1780	1921	2082	2241	2366	2455	2368	2087	1729
30°	1640	1719	1838	1984	2150	2318	2469	2582	2518	2218	1840
32.5°	1689	1785	1920	2052	2217	2399	2548	2697	2650	2309	1899
35°	1762	1875	1998	2131	2289	2471	2630	2825	2808	2423	1958
37.5°	1880	1996	2109	2223	2373	2550	2748	2997	2983	2592	2053
40°	2088	2156	2240	2313	2454	2623	2835	3139	3189	2737	2137
42.5°	2346	2386	2410	2430	2502	2661	2898	3234	3316	2845	2202
45°	2675	2663	2615	2569	2561	2683	2927	3304	3416	2950	2268
47.5°	3064	3038	2907	2756	2672	2723	2978	3407	3539	3088	2350
50°	3513	3452	3238	2983	2828	2836	3107	3550	3701	3268	2503
52.5°	3929	3820	3565	3228	3006	3033	3339	3846	4033	3566	2760
55°	4296	4156	3881	3512	3311	3358	3710	4238	4415	3921	3020
57.5°	4608	4459	4188	3863	3613	3652	4041	4602	4721	4240	3269
59°	4750	4603	4353	4053	3819	3901	4275	4783	4834	4363	3364
60°	4819	4672	4452	4159	3945	4053	4399	4920	4876	4381	3400
62.5°	4814	4711	4566	4366	4327	4507	4802	5096	4905	4329	3423
65°	4419	4410	4320	4343	4506	4784	4965	5125	4845	4122	3312
67.5°	3686	3723	3735	3876	4257	4729	4888	4919	4584	3679	2967
70°	2846	2764	2899	3148	3697	4305	4531	4423	4050	3081	2423
72.5°	2015	2039	2233	2556	3115	3745	4099	3510	3047	2306	1718
75°	1516	1629	1723	2006	2530	3208	3500	2413	1985	1590	1124
77.5°	1453	1444	1372	1432	1824	2247	2497	1506	1243	1040	679
80°	1343	1266	1135	1077	1149	1443	1585	968	827	727	383
82.5°	1042	990	852	848	958	1025	1090	686	622	589	235
85°	661	679	696	849	1063	1075	848	418	328	462	150
87.5°	196	319	387	657	958	961	638	137	123	144	87
90°	0	0	0	0	0	0	1	0	0	0	0
92.5°	0	0	0	0	0	0	0	0	0	0	0
95°	0	0	0	0	0	0	0	0	0	0	0
97.5°	0	0	0	0	0	0	0	0	0	0	0
100°	0	0	0	0	0	0	0	0	0	0	0
102.5°	0	0	0	0	0	0	0	0	0	0	0
105°	0	0	0	0	0	0	0	0	0	0	0
107.5°	0	0	0	0	0	0	0	0	0	0	0



REPORT NUMBER: P227197

CATALOG NUMBER: ISW-AF-1200-LED-E1-SLL-7060

CANDELA DISTRIBUTION (continued):

	50°	55°	60°	65°	70°	75°	80°	85°	90°	95°	100°
110°	0	0	0	0	0	0	0	0	0	0	0
112.5°	0	0	0	0	0	0	0	0	0	0	0
115°	0	0	0	0	0	0	0	0	0	0	0
117.5°	0	0	0	0	0	0	0	0	0	0	0
120°	0	0	0	0	0	0	0	0	0	0	0
122.5°	0	0	0	0	0	0	0	0	0	0	0
125°	0	0	0	0	0	0	0	0	0	0	0
127.5°	0	0	0	0	0	0	0	0	0	0	0
130°	0	0	0	0	0	0	0	0	0	0	0
132.5°	0	0	0	0	0	0	0	0	0	0	0
135°	0	0	0	0	0	0	0	0	0	0	0
137.5°	0	0	0	0	0	0	0	0	0	0	0
140°	0	0	0	0	0	0	0	0	0	0	0
142.5°	0	0	0	0	0	0	0	0	0	0	0
145°	0	0	0	0	0	0	0	0	0	0	0
147.5°	0	0	0	0	0	0	0	0	0	0	0
150°	0	0	0	0	0	0	0	0	0	0	0
152.5°	0	0	0	0	0	0	0	0	0	0	0
155°	0	0	0	0	0	0	0	0	0	0	0
157.5°	0	0	0	0	0	0	0	0	0	0	0
160°	0	0	0	0	0	0	0	0	0	0	0
162.5°	0	0	0	0	0	0	0	0	0	0	0
165°	0	0	0	0	0	0	0	0	0	0	0
167.5°	0	0	0	0	0	0	0	0	0	0	0
170°	0	0	0	0	0	0	0	0	0	0	0
172.5°	0	0	0	0	0	0	0	0	0	0	0
175°	0	0	0	0	0	0	0	0	0	0	0
177.5°	0	0	0	0	0	0	0	0	0	0	0
180°	0	0	0	0	0	0	0	0	0	0	0



REPORT NUMBER: P227197

CATALOG NUMBER: ISW-AF-1200-LED-E1-SLL-7060

CANDELA DISTRIBUTION (continued):

	105°	110°	115°	120°	125°	130°	135°	140°	145°	150°	155°
0°	1963	1963	1963	1963	1963	1963	1963	1963	1963	1963	1963
2.5°	2016	2012	1984	1937	1941	1919	1891	1846	1837	1812	1808
5°	1834	1787	1726	1652	1624	1586	1547	1519	1484	1452	1495
7.5°	1591	1522	1451	1373	1328	1266	1233	1169	1122	1113	1076
10°	1388	1301	1220	1150	1066	1008	966	931	899	860	836
12.5°	1253	1155	1069	982	942	894	868	835	789	756	724
15°	1192	1086	992	916	858	813	767	727	677	640	603
17.5°	1184	1046	927	842	779	730	669	616	555	514	483
20°	1193	1016	867	756	692	606	549	484	424	370	321
22.5°	1229	1000	808	686	591	493	432	349	298	246	227
25°	1278	990	757	609	489	392	309	240	217	204	197
27.5°	1330	972	700	538	407	289	231	202	193	186	181
30°	1369	937	630	462	324	247	206	187	181	173	168
32.5°	1386	883	567	390	273	212	180	169	163	156	153
35°	1383	822	535	362	250	188	158	151	143	136	129
37.5°	1386	766	510	355	240	170	144	139	133	126	120
40°	1398	735	498	340	232	163	133	128	127	119	114
42.5°	1403	738	492	319	212	161	133	122	122	116	110
45°	1397	760	496	307	197	151	140	122	119	114	108
47.5°	1415	776	496	305	187	141	133	134	121	115	106
50°	1489	791	486	302	184	131	126	132	136	117	107
52.5°	1620	810	475	297	180	123	117	124	139	123	107
55°	1754	844	468	289	174	118	106	119	127	122	106
57.5°	1897	881	461	270	160	113	102	104	114	118	103
59°	1940	899	455	256	148	109	99	96	102	113	101
60°	1971	900	448	244	141	107	97	93	95	116	102
62.5°	1974	899	426	219	127	103	94	89	87	97	104
65°	1850	857	386	206	128	99	89	85	81	83	90
67.5°	1618	749	344	209	135	96	85	81	78	76	79
70°	1224	622	332	216	141	94	79	75	73	72	72
72.5°	848	512	319	221	146	93	73	69	68	67	67
75°	546	372	264	188	133	85	66	62	61	60	61
77.5°	323	260	194	132	97	68	57	54	54	54	55
80°	179	154	129	85	69	51	47	44	44	45	47
82.5°	107	85	73	54	47	36	35	33	34	35	37
85°	70	54	44	36	32	23	20	21	22	24	25
87.5°	39	30	24	21	19	10	8	8	10	12	14
90°	0	0	0	0	0	0	0	0	0	0	0
92.5°	0	0	0	0	0	0	0	0	0	0	0
95°	0	0	0	0	0	0	0	0	0	0	0
97.5°	0	0	0	0	0	0	0	0	0	0	0
100°	0	0	0	0	0	0	0	0	0	0	0
102.5°	0	0	0	0	0	0	0	0	0	0	0
105°	0	0	0	0	0	0	0	0	0	0	0
107.5°	0	0	0	0	0	0	0	0	0	0	0



REPORT NUMBER: P227197
 CATALOG NUMBER: ISW-AF-1200-LED-E1-SLL-7060

REPORT N
 CATALOG

CANDELA DISTRIBUTION (continued):

CANDELA

	105°	110°	115°	120°	125°	130°	135°	140°	145°	150°	155°	
110°	0	0	0	0	0	0	0	0	0	0	0	0°
112.5°	0	0	0	0	0	0	0	0	0	0	0	2.5°
115°	0	0	0	0	0	0	0	0	0	0	0	5°
117.5°	0	0	0	0	0	0	0	0	0	0	0	7.5°
120°	0	0	0	0	0	0	0	0	0	0	0	10°
122.5°	0	0	0	0	0	0	0	0	0	0	0	12.5°
125°	0	0	0	0	0	0	0	0	0	0	0	15°
127.5°	0	0	0	0	0	0	0	0	0	0	0	17.5°
130°	0	0	0	0	0	0	0	0	0	0	0	20°
132.5°	0	0	0	0	0	0	0	0	0	0	0	22.5°
135°	0	0	0	0	0	0	0	0	0	0	0	25°
137.5°	0	0	0	0	0	0	0	0	0	0	0	27.5°
140°	0	0	0	0	0	0	0	0	0	0	0	30°
142.5°	0	0	0	0	0	0	0	0	0	0	0	32.5°
145°	0	0	0	0	0	0	0	0	0	0	0	35°
147.5°	0	0	0	0	0	0	0	0	0	0	0	37.5°
150°	0	0	0	0	0	0	0	0	0	0	0	40°
152.5°	0	0	0	0	0	0	0	0	0	0	0	42.5°
155°	0	0	0	0	0	0	0	0	0	0	0	45°
157.5°	0	0	0	0	0	0	0	0	0	0	0	47.5°
160°	0	0	0	0	0	0	0	0	0	0	0	50°
162.5°	0	0	0	0	0	0	0	0	0	0	0	52.5°
165°	0	0	0	0	0	0	0	0	0	0	0	55°
167.5°	0	0	0	0	0	0	0	0	0	0	0	57.5°
170°	0	0	0	0	0	0	0	0	0	0	0	59°
172.5°	0	0	0	0	0	0	0	0	0	0	0	60°
175°	0	0	0	0	0	0	0	0	0	0	0	62.5°
177.5°	0	0	0	0	0	0	0	0	0	0	0	65°
180°	0	0	0	0	0	0	0	0	0	0	0	67.5°
												70°
												72.5°
												75°
												77.5°
												80°
												82.5°
												85°
												87.5°
												90°
												92.5°
												95°
												97.5°
												100°
												102.5°
												105°
												107.5°

NUMBER: P227197
 NUMBER: ISW-AF-1200-LED-E1-SLL-7060

REPORT NUMBER: P
 CATALOG NUMBER:

DISTRIBUTION (continued):

CANDELA DISTRIBUTION

160°	165°	170°	175°	180°	185°	190°	195°	200°	205°	210°	110°	160°
1963	1963	1963	1963	1963	1963	1963	1963	1963	1963	1963	110°	0
1822	1793	1762	1739	1749	1716	1719	1710	1706	1704	1683	112.5°	0
1443	1454	1408	1413	1427	1393	1370	1408	1403	1369	1388	115°	0
1040	1043	1022	975	975	1000	1009	1027	1039	1081	1055	117.5°	0
795	767	746	725	713	688	694	716	730	754	773	120°	0
691	660	623	591	574	551	536	531	536	521	522	122.5°	0
574	546	505	488	456	438	428	415	405	384	375	125°	0
445	408	366	366	343	328	324	321	315	304	293	127.5°	0
296	272	248	236	238	236	230	240	240	244	242	130°	0
216	212	203	196	192	191	192	195	201	206	211	132.5°	0
194	192	184	177	176	174	174	177	178	179	178	135°	0
180	176	169	164	162	161	162	159	157	158	157	137.5°	0
163	160	153	149	148	148	145	144	142	143	142	140°	0
150	146	139	134	134	133	134	133	132	131	131	142.5°	0
126	125	118	116	117	120	120	120	121	120	120	145°	0
117	116	109	104	103	103	103	105	108	109	111	147.5°	0
111	110	103	99	97	96	95	95	96	100	103	150°	0
107	105	98	93	92	91	90	90	90	91	94	152.5°	0
105	102	94	89	87	86	86	87	86	86	86	155°	0
102	100	92	86	84	84	83	83	83	81	81	157.5°	0
101	98	90	84	82	81	80	81	79	78	77	160°	0
99	95	86	81	80	78	77	77	77	75	75	162.5°	0
98	93	84	79	77	75	74	74	76	74	74	165°	0
97	90	81	75	74	72	71	72	75	73	72	167.5°	0
93	88	79	74	72	70	69	70	72	72	72	170°	0
91	86	77	72	71	69	68	68	71	71	70	172.5°	0
88	84	75	69	67	67	66	66	67	67	68	175°	0
84	82	73	66	65	64	64	64	64	66	66	177.5°	0
80	79	70	64	62	62	62	62	62	63	64	180°	0
74	74	66	60	59	58	58	58	58	59	60		
68	69	61	55	54	54	54	54	55	55	56		
62	63	55	49	49	49	49	49	49	49	51		
56	56	47	41	42	43	44	43	43	44	47		
48	47	39	34	34	36	37	36	37	37	41		
38	38	30	25	25	29	29	29	30	31	34		
29	28	21	17	17	20	21	22	23	24	26		
17	17	11	7	8	9	12	12	12	14	17		
0	1	0	0	0	0	0	0	0	0	0		
0	0	0	0	0	0	0	0	0	0	0		
0	0	0	0	0	0	0	0	0	0	0		
0	0	0	0	0	0	0	0	0	0	0		
0	0	0	0	0	0	0	0	0	0	0		
0	0	0	0	0	0	0	0	0	0	0		
0	0	0	0	0	0	0	0	0	0	0		
0	0	0	0	0	0	0	0	0	0	0		
0	0	0	0	0	0	0	0	0	0	0		
0	0	0	0	0	0	0	0	0	0	0		

'227197
 ISW-AF-1200-LED-E1-SLL-7060

REPORT NUMBER: P227197
 CATALOG NUMBER: ISW-AF-1:

TION (continued):

CANDELA DISTRIBUTION (con

165°	170°	175°	180°	185°	190°	195°	200°	205°	210°		215°	220°
0	0	0	0	0	0	0	0	0	0	0°	1963	1963
0	0	0	0	0	0	0	0	0	0	2.5°	1701	1700
0	0	0	0	0	0	0	0	0	0	5°	1396	1387
0	0	0	0	0	0	0	0	0	0	7.5°	1082	1115
0	0	0	0	0	0	0	0	0	0	10°	780	803
0	0	0	0	0	0	0	0	0	0	12.5°	543	555
0	0	0	0	0	0	0	0	0	0	15°	374	398
0	0	0	0	0	0	0	0	0	0	17.5°	291	294
0	0	0	0	0	0	0	0	0	0	20°	240	242
0	0	0	0	0	0	0	0	0	0	22.5°	213	217
0	0	0	0	0	0	0	0	0	0	25°	179	183
0	0	0	0	0	0	0	0	0	0	27.5°	158	162
0	0	0	0	0	0	0	0	0	0	30°	145	147
0	0	0	0	0	0	0	0	0	0	32.5°	132	132
0	0	0	0	0	0	0	0	0	0	35°	121	122
0	0	0	0	0	0	0	0	0	0	37.5°	113	115
0	0	0	0	0	0	0	0	0	0	40°	106	107
0	0	0	0	0	0	0	0	0	0	42.5°	96	98
0	0	0	0	0	0	0	0	0	0	45°	87	88
0	0	0	0	0	0	0	0	0	0	47.5°	81	81
0	0	0	0	0	0	0	0	0	0	50°	77	78
0	0	0	0	0	0	0	0	0	0	52.5°	75	76
0	0	0	0	0	0	0	0	0	0	55°	74	76
0	0	0	0	0	0	0	0	0	0	57.5°	74	75
0	0	0	0	0	0	0	0	0	0	59°	73	74
0	0	0	0	0	0	0	0	0	0	60°	73	75
0	0	0	0	0	0	0	0	0	0	62.5°	70	72
0	0	0	0	0	0	0	0	0	0	65°	68	70
0	0	0	0	0	0	0	0	0	0	67.5°	65	68
										70°	62	65
										72.5°	58	62
										75°	54	57
										77.5°	49	52
										80°	43	44
										82.5°	36	36
										85°	27	24
										87.5°	15	16
										90°	0	0
										92.5°	0	0
										95°	0	0
										97.5°	0	0
										100°	0	0
										102.5°	0	0
										105°	0	0
										107.5°	0	0



REPORT NUMBER: P227197

CATALOG NUMBER: ISW-AF-1200-LED-E:

200-LED-E1-SLL-7060

tinued):

CANDELA DISTRIBUTION (continued):

225°	230°	235°	240°	245°	250°	255°	260°	265°		215°	220°	225°
1963	1963	1963	1963	1963	1963	1963	1963	1963	110°	0	0	0
1679	1679	1709	1712	1677	1686	1703	1683	1705	112.5°	0	0	0
1409	1397	1398	1390	1404	1388	1405	1399	1394	115°	0	0	0
1094	1115	1100	1071	1094	1076	1042	1045	1007	117.5°	0	0	0
822	807	799	785	748	755	717	723	736	120°	0	0	0
567	556	569	560	545	548	556	564	585	122.5°	0	0	0
398	393	390	396	413	422	435	459	471	125°	0	0	0
299	300	297	306	320	327	330	332	346	127.5°	0	0	0
247	251	250	253	249	245	248	242	237	130°	0	0	0
216	217	212	211	205	200	196	196	194	132.5°	0	0	0
183	184	179	179	178	181	179	175	174	135°	0	0	0
164	162	159	159	157	157	158	159	158	137.5°	0	0	0
147	145	144	145	144	145	146	145	146	140°	0	0	0
135	133	133	134	133	134	134	134	133	142.5°	0	0	0
125	123	123	123	122	120	118	115	112	145°	0	0	0
117	116	114	113	110	104	102	102	102	147.5°	0	0	0
110	108	107	103	99	97	97	97	97	150°	0	0	0
101	98	96	95	94	94	93	93	93	152.5°	0	0	0
90	89	89	90	90	90	90	89	90	155°	0	0	0
83	83	84	85	86	87	88	87	88	157.5°	0	0	0
80	80	80	82	83	84	86	86	86	160°	0	0	0
78	78	79	80	81	82	83	84	85	162.5°	0	0	0
77	78	77	78	79	81	82	82	83	165°	0	0	0
77	77	77	77	79	80	79	80	81	167.5°	0	0	0
77	77	76	77	78	79	78	78	80	170°	0	0	0
76	77	76	76	77	78	77	78	79	172.5°	0	0	0
74	75	74	75	75	76	76	76	77	175°	0	0	0
72	72	72	73	73	74	74	75	74	177.5°	0	0	0
70	70	70	71	71	72	73	72	72	180°	0	0	0
68	67	66	67	68	68	69	68	69				
65	64	63	63	64	64	65	64	64				
60	60	58	58	58	58	59	58	57				
54	54	52	52	52	52	51	51	51				
45	46	46	45	45	44	44	43	42				
34	36	37	37	37	37	37	35	33				
24	27	30	30	29	29	29	26	23				
15	18	19	21	18	17	17	15	14				
0	0	2	1	3	3	4	2	1				
0	0	0	0	0	0	0	0	0				
0	0	0	0	0	0	0	0	0				
0	0	0	0	0	0	0	0	0				
0	0	0	0	0	0	0	0	0				
0	0	0	0	0	0	0	0	0				
0	0	0	0	0	0	0	0	0				
0	0	0	0	0	0	0	0	0				
0	0	0	0	0	0	0	0	0				



REPORT NUMBER: P227197

CATALOG NUMBER: ISW-AF-1200-LED-E1-SLL-706C

1-SLL-7060

CANDELA DISTRIBUTION (continued):

230°	235°	240°	245°	250°	255°	260°	265°		270°	275°	280°	285°
0	0	0	0	0	0	0	0	0°	1963	1963	1963	1963
0	0	0	0	0	0	0	0	2.5°	1686	1723	1728	1733
0	0	0	0	0	0	0	0	5°	1386	1423	1402	1411
0	0	0	0	0	0	0	0	7.5°	1012	988	1019	1038
0	0	0	0	0	0	0	0	10°	739	767	779	801
0	0	0	0	0	0	0	0	12.5°	613	631	653	688
0	0	0	0	0	0	0	0	15°	497	510	538	572
0	0	0	0	0	0	0	0	17.5°	362	381	399	427
0	0	0	0	0	0	0	0	20°	243	251	273	286
0	0	0	0	0	0	0	0	22.5°	195	198	202	213
0	0	0	0	0	0	0	0	25°	175	177	180	184
0	0	0	0	0	0	0	0	27.5°	159	160	163	165
0	0	0	0	0	0	0	0	30°	145	144	145	148
0	0	0	0	0	0	0	0	32.5°	130	130	132	132
0	0	0	0	0	0	0	0	35°	112	111	113	116
0	0	0	0	0	0	0	0	37.5°	103	104	106	108
0	0	0	0	0	0	0	0	40°	98	99	101	103
0	0	0	0	0	0	0	0	42.5°	93	95	97	100
0	0	0	0	0	0	0	0	45°	90	92	95	98
0	0	0	0	0	0	0	0	47.5°	89	91	94	98
0	0	0	0	0	0	0	0	50°	87	90	93	97
0	0	0	0	0	0	0	0	52.5°	87	89	92	97
0	0	0	0	0	0	0	0	55°	84	87	90	95
0	0	0	0	0	0	0	0	57.5°	82	84	88	94
0	0	0	0	0	0	0	0	59°	81	83	87	93
0	0	0	0	0	0	0	0	60°	79	82	86	92
0	0	0	0	0	0	0	0	62.5°	77	80	84	90
0	0	0	0	0	0	0	0	65°	74	78	82	86
0	0	0	0	0	0	0	0	67.5°	72	74	78	82
								70°	68	70	73	76
								72.5°	63	64	66	69
								75°	56	57	58	61
								77.5°	49	49	50	54
								80°	41	41	42	44
								82.5°	31	31	33	36
								85°	22	21	24	26
								87.5°	13	12	13	13
								90°	1	3	2	2
								92.5°	0	0	0	0
								95°	0	0	0	0
								97.5°	0	0	0	0
								100°	0	0	0	0
								102.5°	0	0	0	0
								105°	0	0	0	0
								107.5°	0	0	0	0



REPORT NUMBER: P227197

CATALOG NUMBER: ISW-AF-1200-LED-E1-SLL-7060

CANDELA DISTRIBUTION (continued):

290°	295°	300°	305°	310°	315°	320°		270°	275°	280°	285°	290°
1963	1963	1963	1963	1963	1963	1963	110°	0	0	0	0	0
1753	1743	1751	1782	1793	1807	1854	112.5°	0	0	0	0	0
1433	1446	1433	1496	1499	1541	1558	115°	0	0	0	0	0
1053	1070	1098	1140	1152	1212	1263	117.5°	0	0	0	0	0
822	844	883	909	935	970	1011	120°	0	0	0	0	0
730	753	787	820	857	884	918	122.5°	0	0	0	0	0
610	646	679	722	753	802	842	125°	0	0	0	0	0
466	516	549	601	648	691	745	127.5°	0	0	0	0	0
324	363	405	461	522	581	653	130°	0	0	0	0	0
223	244	276	334	397	482	560	132.5°	0	0	0	0	0
190	198	210	238	291	384	470	135°	0	0	0	0	0
169	175	183	197	225	289	384	137.5°	0	0	0	0	0
155	162	170	180	195	239	310	140°	0	0	0	0	0
136	141	148	159	170	205	274	142.5°	0	0	0	0	0
120	126	135	143	154	182	249	145°	0	0	0	0	0
112	118	126	133	141	164	231	147.5°	0	0	0	0	0
107	113	121	127	132	158	224	150°	0	0	0	0	0
104	111	118	122	132	161	207	152.5°	0	0	0	0	0
103	110	118	125	145	152	196	155°	0	0	0	0	0
104	110	120	140	141	144	184	157.5°	0	0	0	0	0
104	113	134	146	134	136	173	160°	0	0	0	0	0
105	117	139	136	130	127	161	162.5°	0	0	0	0	0
105	115	133	128	120	121	147	165°	0	0	0	0	0
102	115	128	116	110	115	135	167.5°	0	0	0	0	0
100	118	114	107	107	112	129	170°	0	0	0	0	0
99	121	108	104	104	111	126	172.5°	0	0	0	0	0
96	113	99	97	100	105	122	175°	0	0	0	0	0
90	94	91	91	95	101	120	177.5°	0	0	0	0	0
83	85	85	86	90	95	122	180°	0	0	0	0	0
77	77	79	80	83	90	117						
70	71	71	73	75	82	113						
62	62	64	64	67	74	101						
54	54	54	55	57	64	83						
45	45	45	46	47	53	63						
36	35	34	34	36	41	49						
25	25	24	24	24	27	33						
14	12	13	14	13	15	18						
1	2	3	4	4	4	6						
0	0	0	0	0	0	0						
0	0	0	0	0	0	0						
0	0	0	0	0	0	0						
0	0	0	0	0	0	0						
0	0	0	0	0	0	0						
0	0	0	0	0	0	0						
0	0	0	0	0	0	0						
0	0	0	0	0	0	0						



REPORT NUMBER: P227197

CATALOG NUMBER: ISW-AF-1200-LED-E1-SLL-7060

CANDELA DISTRIBUTION (continued):

295°	300°	305°	310°	315°	320°		325°	330°	335°	340°	345°	350°
0	0	0	0	0	0	0°	1963	1963	1963	1963	1963	1963
0	0	0	0	0	0	2.5°	1848	1874	1915	1923	1956	1979
0	0	0	0	0	0	5°	1566	1628	1650	1693	1768	1806
0	0	0	0	0	0	7.5°	1292	1339	1392	1461	1516	1581
0	0	0	0	0	0	10°	1063	1130	1199	1255	1332	1410
0	0	0	0	0	0	12.5°	944	981	1049	1128	1224	1311
0	0	0	0	0	0	15°	882	926	999	1083	1185	1293
0	0	0	0	0	0	17.5°	805	875	958	1078	1210	1360
0	0	0	0	0	0	20°	729	814	923	1081	1264	1459
0	0	0	0	0	0	22.5°	662	763	901	1099	1333	1593
0	0	0	0	0	0	25°	583	718	884	1136	1439	1773
0	0	0	0	0	0	27.5°	520	675	859	1168	1536	1946
0	0	0	0	0	0	30°	450	625	824	1179	1654	2088
0	0	0	0	0	0	32.5°	394	578	784	1169	1707	2187
0	0	0	0	0	0	35°	367	544	750	1134	1751	2294
0	0	0	0	0	0	37.5°	349	507	717	1076	1801	2400
0	0	0	0	0	0	40°	326	478	690	1034	1840	2488
0	0	0	0	0	0	42.5°	305	452	669	997	1850	2567
0	0	0	0	0	0	45°	287	436	653	999	1857	2677
0	0	0	0	0	0	47.5°	273	421	647	1033	1931	2830
0	0	0	0	0	0	50°	260	408	637	1099	2050	3037
0	0	0	0	0	0	52.5°	245	390	624	1167	2180	3314
0	0	0	0	0	0	55°	225	366	610	1224	2357	3651
0	0	0	0	0	0	57.5°	194	338	601	1253	2466	3845
0	0	0	0	0	0	59°	178	311	596	1239	2495	3878
0	0	0	0	0	0	60°	169	295	588	1222	2503	3857
0	0	0	0	0	0	62.5°	157	257	555	1137	2391	3603
0	0	0	0	0	0	65°	160	243	480	968	2134	3107
0	0	0	0	0	0	67.5°	164	237	415	782	1701	2571
						70°	161	234	377	622	1274	1925
						72.5°	157	221	327	500	808	1348
						75°	139	186	257	343	510	982
						77.5°	109	143	182	213	259	693
						80°	80	104	119	128	144	473
						82.5°	57	70	76	81	96	354
						85°	43	49	53	53	65	250
						87.5°	24	25	25	27	32	68
						90°	7	7	6	7	5	4
						92.5°	0	0	0	0	0	0
						95°	0	0	0	0	0	0
						97.5°	0	0	0	0	0	0
						100°	0	0	0	0	0	0
						102.5°	0	0	0	0	0	0
						105°	0	0	0	0	0	0
						107.5°	0	0	0	0	0	0



REPORT NUMBER: P227197

CATALOG NUMBER: ISW-AF-1200-LED-E1-SLL-7060

CANDELA DISTRIBUTION (continued):

355°	359°	360°		325°	330°	335°	340°	345°	350°	355°
1963	1963	1963	110°	0	0	0	0	0	0	0
2005	2020	2032	112.5°	0	0	0	0	0	0	0
1864	1901	1908	115°	0	0	0	0	0	0	0
1653	1713	1734	117.5°	0	0	0	0	0	0	0
1498	1563	1585	120°	0	0	0	0	0	0	0
1413	1489	1513	122.5°	0	0	0	0	0	0	0
1415	1506	1541	125°	0	0	0	0	0	0	0
1507	1611	1654	127.5°	0	0	0	0	0	0	0
1665	1816	1848	130°	0	0	0	0	0	0	0
1879	2027	2075	132.5°	0	0	0	0	0	0	0
2080	2276	2313	135°	0	0	0	0	0	0	0
2278	2472	2505	137.5°	0	0	0	0	0	0	0
2431	2634	2662	140°	0	0	0	0	0	0	0
2578	2807	2838	142.5°	0	0	0	0	0	0	0
2742	2995	3031	145°	0	0	0	0	0	0	0
2890	3180	3203	147.5°	0	0	0	0	0	0	0
3054	3331	3337	150°	0	0	0	0	0	0	0
3188	3443	3445	152.5°	0	0	0	0	0	0	0
3318	3548	3549	155°	0	0	0	0	0	0	0
3454	3663	3648	157.5°	0	0	0	0	0	0	0
3669	3799	3814	160°	0	0	0	0	0	0	0
3996	4112	4129	162.5°	0	0	0	0	0	0	0
4376	4537	4514	165°	0	0	0	0	0	0	0
4537	4721	4740	167.5°	0	0	0	0	0	0	0
4510	4761	4793	170°	0	0	0	0	0	0	0
4467	4749	4788	172.5°	0	0	0	0	0	0	0
4223	4624	4685	175°	0	0	0	0	0	0	0
3813	4365	4451	177.5°	0	0	0	0	0	0	0
3286	3978	4047	180°	0	0	0	0	0	0	0
2564	3233	3292								
1704	2220	2322								
1083	1432	1413								
799	931	932								
580	639	632								
449	390	389								
157	138	135								
68	57	58								
3	3	4								
0	0	0								
0	0	0								
0	0	0								
0	0	0								
0	0	0								
0	0	0								
0	0	0								
0	0	0								
0	0	0								



359°	360°
0	0
0	0
0	0
0	0
0	0
0	0
0	0
0	0
0	0
0	0
0	0
0	0
0	0
0	0
0	0
0	0
0	0
0	0
0	0
0	0
0	0
0	0
0	0
0	0
0	0
0	0
0	0
0	0
0	0
0	0
0	0
0	0
0	0
0	0
0	0
0	0

(END OF REPORT)